

# BRITISH RAILWAYS

(WESTERN REGION)

## Internal Lay-out at Spencer Works—Llanwern

Referring to Notice No. W.844 dated 21st July, 1960, as from the **17th APRIL, 1961**, the Spencer Works Service Lines will be connected through and will connect with the Relief Lines near Bishton Level Crossing and near the 156 m.p. (near the overbridge replacing the former Lliswerry Level Crossing). The east end connections will be operated from Magor Signal Box and the West end connections will be operated from East Usk Panel (see Notice W.900 dated 1st April, 1961).

The internal lay-out will be as shown on sketch on reverse.

A stop board will be provided on each of the East and West Ingoing Works Lines (Down and Up Service Lines respectively) at a point 500 yards ahead of the catch point. An engine, 60 wagons and brake van, will stand between the stop board and the catch points.

One or more trains may be admitted to the Ingoing Works Line.

Movements beyond the Stop Board will be made under the supervision of the staff of Messrs. Richard Thomas & Baldwins Limited, who will also act as conductors when necessary.

### ACKNOWLEDGE RECEIPT

**C. H. D. READ,**  
District Traffic Superintendent.

NEWPORT.  
10th April, 1961.  
(W.2/10881).

4100

Received copy of Mr. C. H. D. Read's Notice No. W.901 re Lay-out at Spencer Works, Llanwern.

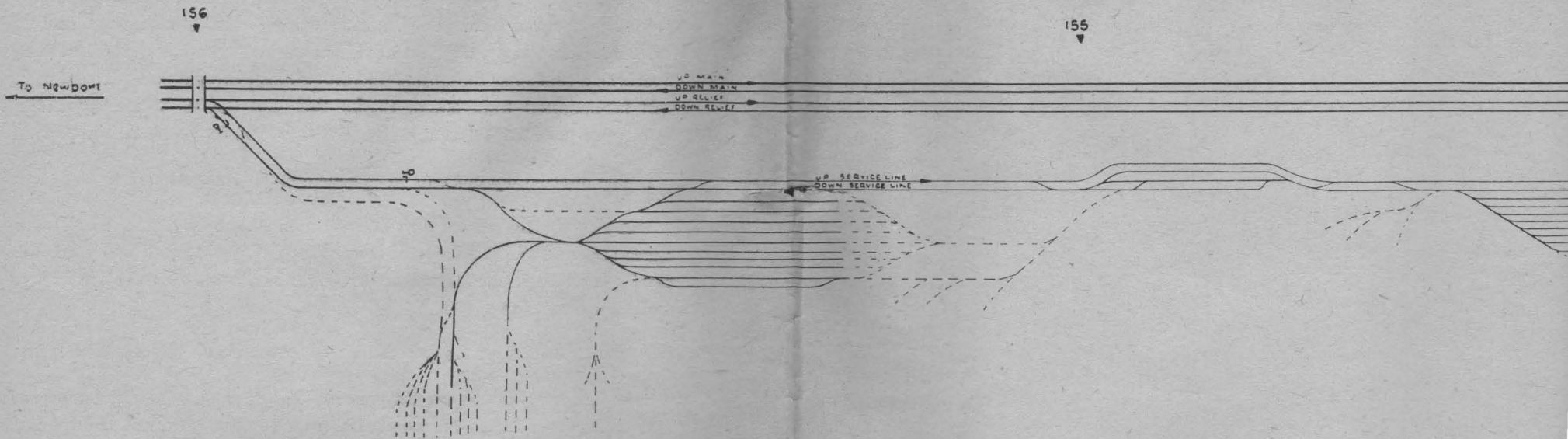
.....DATE .....

.....SIGNATURE

.....DEPT. ....

.....STATION

To : District Traffic Superintendent,  
NEWPORT. (W.2/10881).



## SPENCER WORKS TEMPORARY LAYOUT

Lines over which B.R. Locomotives  
may work


Lines not suitable for B.R.  
Locomotives or not yet installed

Colour Light Signal

Stop Board

Termination of Track Circuit

Mile Post






155

154

153



## SPENCER WORKS TEMPORARY LAYOUT

Tracks over which B.R. Locomotives may work	—————
Tracks not suitable for B.R. Locomotives or not yet installed	- - - - -
Colour Light Signal	⊓
Stop Board	⊓
Termination of Track Circuit	L
Signal Post	▼

N/61/77